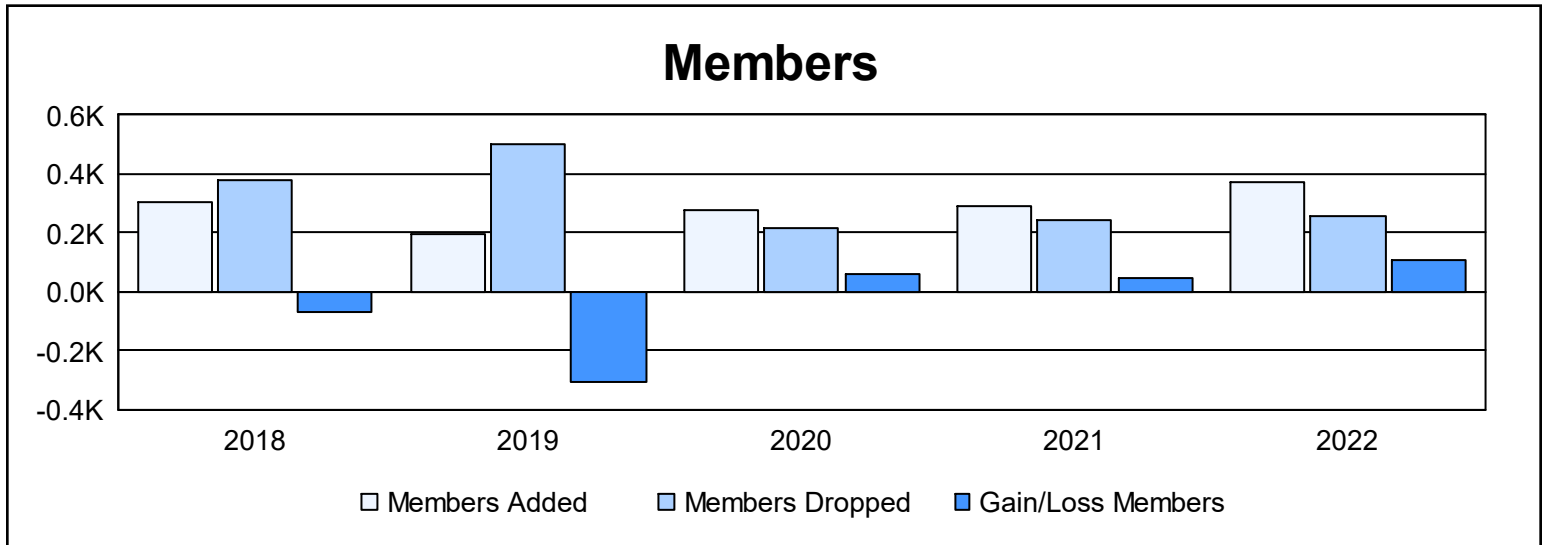
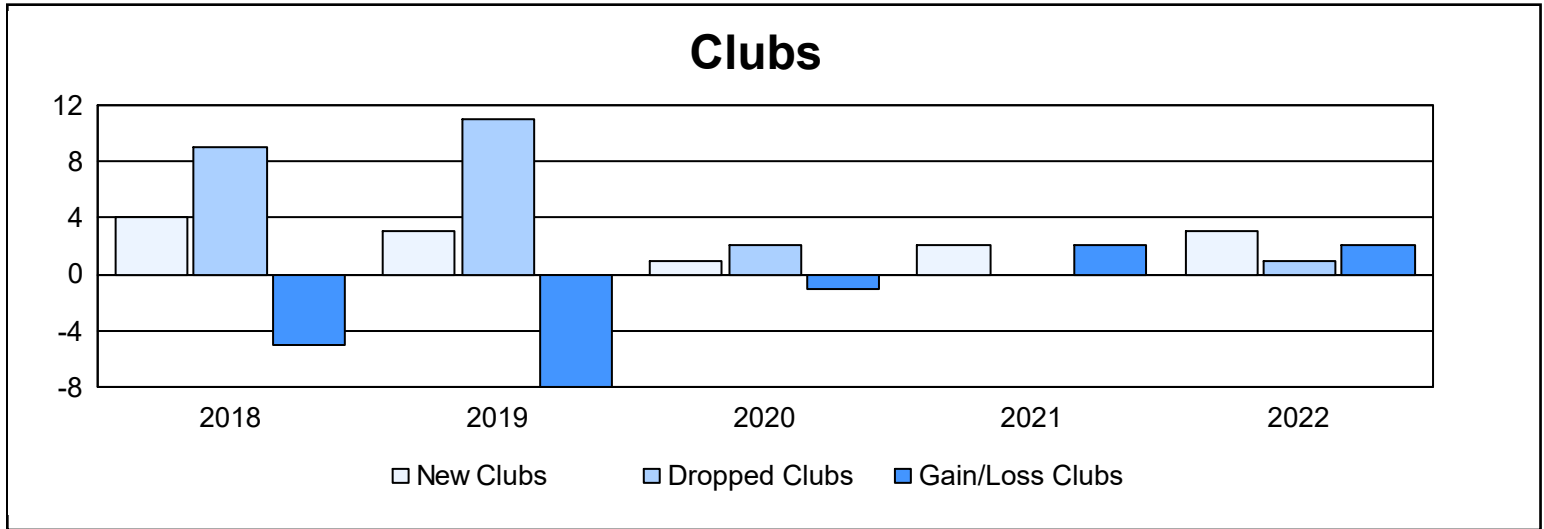
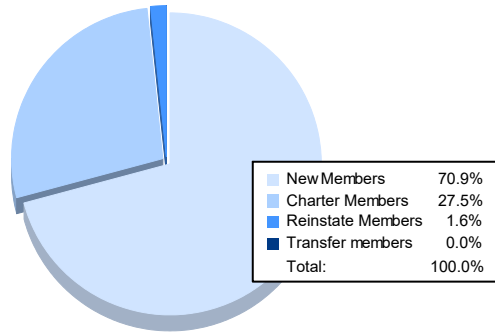


| Year           | New Clubs | Dropped Clubs | Gain/ Loss Clubs | New Members | Charter Members | Reinstate Members | Transfer Members | Total Member Added | Total Members Dropped | Gain/ Loss Members |
|----------------|-----------|---------------|------------------|-------------|-----------------|-------------------|------------------|--------------------|-----------------------|--------------------|
| 2017-2018      | 4         | 9             | -5               | 199         | 97              | 10                | 0                | 306                | 377                   | -71                |
| 2018-2019      | 3         | 11            | -8               | 89          | 91              | 11                | 3                | 194                | 502                   | -308               |
| 2019-2020      | 1         | 2             | -1               | 192         | 68              | 15                | 2                | 277                | 218                   | 59                 |
| 2020-2021      | 2         | 0             | 2                | 226         | 46              | 8                 | 9                | 289                | 241                   | 48                 |
| 2021-2022      | 3         | 1             | 2                | 263         | 102             | 6                 | 0                | 371                | 260                   | 111                |
| <b>Average</b> | <b>3</b>  | <b>5</b>      | <b>-2</b>        | <b>194</b>  | <b>81</b>       | <b>10</b>         | <b>3</b>         | <b>287</b>         | <b>320</b>            | <b>-32</b>         |



### Membership Composition June 2022 Cumulative



### Gender Composition June 2022 Cumulative

